

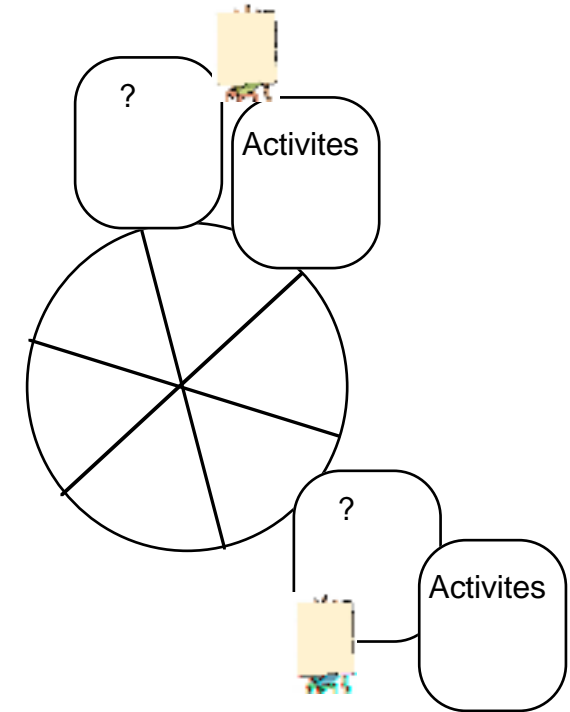
Bloom's Taxonomy Wheel/Circle- Wall/Poster Display

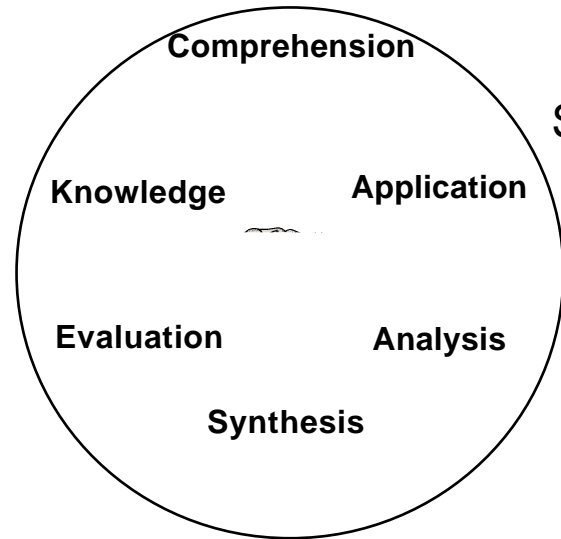
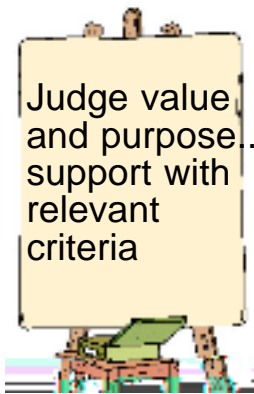
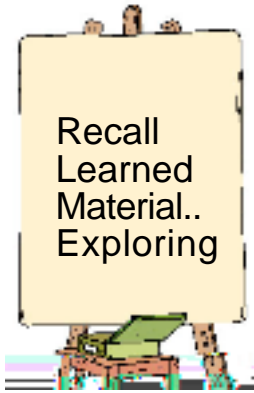
This version Copyright
in2edu.com. 2003

Instructions

Cut and add to other parts from other pages to make up wall chart. You can enlarge to A3 and then add other sections around this. Keep at A4 and paste/laminate all sections together to make up the final wheel as illustrated below.

Put the parts together in whatever way you want!!!!





Interpret

Apply

Draw

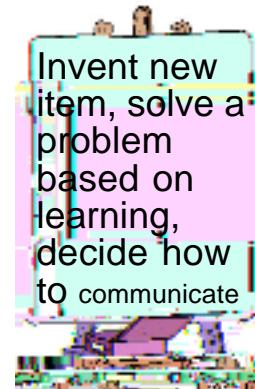
Change

Model

Solve

Choose

Modify



How can you use ... ?
What examples can you find to ... ?
Can you solve _____ using what you have learned ... ?
How can you organise ____ to show ... ?
Can you show understanding of ... ?
What approach can you use to ... ?
Apply your learning to develop.. ?
What other way can you plan to ... ?
What can result if ... ?
Can you make use of the facts to ... ?
What elements can you choose to change ... ?
What facts can you select to show ... ?
What questions can be asked in an interview with ... ?

Classify the parts or features of ... ?
How is _____ related to ... ?
Why do you think ... ?
What is the theme ... ?

How can you classify the type of ... ?
How can you compare ... ? contrast ... ?
Will you state or interpret in your own words ... ?
Can you rephrase the meaning ... ?
What facts or ideas show ... ?
What is the main idea of ... ?
Which statements support ... ?
Explain what is happening ... what is meant ...?
What can you say about ... ?
Which is the best answer ... ?
How can you summarise ... ?

What is ...? How is ... ?
Where is ... ? When did ____ happen?
How did _____happen? How can you explain ... ?
Why did ... ? How can you describe?
Can you recall ... ?
How can you show ... ?
Can you select ... ?
Who were the main ... ? Can you list three ... ?
Which one ... ? Who was ... ?

